



About Burris

Burris Windows manufactures custom quality windows and doors for Texas and surrounding states. With a product offering including several types of window styles including, single-hung, double hung, slider, casement, picture, and geometric windows you can be confident that you've selected superior windows that will perform throughout the life of the product.

An advanced design is increasingly in demand with homeowners everywhere. Made to fit precisely, our strong, secure windows offer optimum energy efficiency and easy cleaning features with tilt-in sashes.

Burris Windows are manufactured with traditional craftsmanship and quality that stands alone in the Southwestern new construction and replacement vinyl window market.

A closer look at our handcrafted windows reveals that they are made even stronger through advanced engineering details.

When you choose a window from Burris you can be assured of a lasting partnership from the beginning of the manufacturing process through the installation of your new Vinyl Windows.

In business, in the Dallas/Ft. Worth area for over 30 years, Burris Windows is a name you can trust.

Limited Lifetime Warranty TectView Products

Vinyl Frames and Sashes

All vinyl components have a lifetime warranty not to chip, crack, peel, or blister. Fading is warranted to be within generally accepted industry standards.

Insulated Glass

Insulated glass units have a lifetime warranty against material obstruction from the degradation of the LoE coating or moisture. Minor imperfections such as scratches or blemishes in the LoE coating are warranted to be within generally accepted industry standards.

Laminated glass is warranted against discoloration of the interlayer for five years and against seal failure for twenty years

Screens

Screens are warranted not to rust or rot for five years. This warranty does not cover torn or damaged screens.

Parts and Components

All other components of the window are covered for lifetime to be free of manufacturing defects.



Contact Burris Windows for detailed warranty information.

Burris Windows • 2005 McDaniel Drive, Suite 100 • Carrollton, TX 75006
Toll Free (800) 288-5811 • Fax (214) 638-6432 • www.burriswindows.com

TectView[™]

The Fundamental Elements for Quality Window Design



TectView™ Ex



Slider/End Vent Slider



Picture



Double Hung




Single Hung


Features

- 3/4" Insulated Glass Unit
- LoE Glass
- Reinforced Accessory Slots
- Duralite Spacers
- 3-1/4" Jamb Depth
- Structural Slope Sill
- Integrated J-Channel
- Equal Glass in Operating Sash
- Double Welded Internal Walls
- Nite Vents
- Constant Force Balance Springs
- Covered Weep Slots
- External Glazing
- Reinforced Lock / Keeper Rails


Three colors to choose from



Clay



Tan



White

Options

- Triple Pane IGU's
- Custom Muntin Patterns
- Solar Screens
- Obscure Pattern Glass
- Multiple Mulling Options
- Color Match Trim Accessories
- Simulated Divided Lites

TectView Ex Vinyl Fixed Label Rating
FW-LC55 48 x 72 Prime (FIN)
FW-LC75 48 x 72 Retro (FINLESS)
FW-LC40 72 x 72 Prime (FIN)
FW-LC55 72 x 72 Retro (FINLESS)
FW-LC35 60 x 120 Prime (FIN)
FW-LC55 60 x 120 Retro (FINLESS)
FW-LC50 60 x 84 Prime (FIN)
FW-LC65 60 x 84

Slider / Single Hung / Double Hung Label Rating	
SS	HS-LC50 72 x 66; Prime (FIN)-Retro (FINLESS)
	HS-LC40 96 X 66; Prime (FIN)-Retro (FINLESS)
SH	H-R35 48 x 96; Prime (FIN)-Retro (FINLESS)
	H-LC45 48 x 96; Prime (FIN)-Retro (FINLESS)
	H-LC45 48 X 84; Prime (FIN)-Retro (FINLESS)
DH	H-LC40 48 x 84; Prime (FIN)-Retro (FINLESS)

TectView Ex™ Picture	No Grids		Standard Grids		Contour Grids		
	U	SHGC	U	SHGC	U	SHGC	
240 Argon	Duralite™	0.28	0.20	0.28	0.18	0.30	0.18
	XL Edge®	0.29	0.20	0.30	0.18	0.30	0.18
270 Argon	Duralite™	0.27	0.29	0.27	0.26	0.29	0.26
	XL Edge®	0.28	0.29	0.28	0.26	0.30	0.26
366 Argon	Duralite™	0.27	0.21	0.27	0.19	0.29	0.19
	XL Edge®	0.28	0.21	0.28	0.19	0.30	0.19

TectView Ex™ Single Hung	No Grids		Standard Grids		Contour Grids		
	U	SHGC	U	SHGC	U	SHGC	
240 Argon	Duralite™	0.30	0.19	0.30	0.17	0.31	0.17
	XL Edge®	0.31	0.19	0.31	0.17	0.32	0.17
270 Argon	Duralite™	0.29	0.28	0.29	0.25	0.31	0.25
	XL Edge®	0.30	0.28	0.30	0.25	0.32	0.25
366 Argon	Duralite™	0.29	0.21	0.29	0.19	0.30	0.19
	XL Edge®	0.30	0.21	0.30	0.19	0.31	0.19

TectView Ex™ Single Slider	No Grids		Standard Grids		Contour Grids		
	U	SHGC	U	SHGC	U	SHGC	
240 Argon	Duralite™	0.29	0.19	0.29	0.17	0.30	0.17
	XL Edge®	0.30	0.19	0.30	0.17	0.32	0.17
270 Argon	Duralite™	0.29	0.28	0.29	0.25	0.30	0.25
	XL Edge®	0.30	0.28	0.30	0.25	0.31	0.25
366 Argon	Duralite™	0.28	0.21	0.28	0.19	0.30	0.19
	XL Edge®	0.29	0.21	0.29	0.17	0.31	0.17

TectView Ex™ Picture	No Grids		Standard Grids		Contour Grids		
	U	SHGC	U	SHGC	U	SHGC	
3/16" Glass 3/4" OAT							
240 Argon	Duralite™	0.29	0.20	0.33	0.18	0.33	0.18
	XL Edge®	0.30	0.20	0.34	0.18	0.34	0.18
270 Argon	Duralite™	0.29	0.28	0.32	0.26	0.32	0.26
	XL Edge®	0.29	0.28	0.33	0.26	0.33	0.26
366 Argon	Duralite™	0.28	0.22	0.32	0.20	0.32	0.20
	XL Edge®	0.29	0.22	0.33	0.20	0.33	0.20

TectView Ex™ Double Hung	No Grids		Standard Grids		Contour Grids		
	U	SHGC	U	SHGC	U	SHGC	
DSB Glass 3/4" OAT							
240 Argon	Duralite™	0.30	0.19	0.30	0.17	0.31	0.17
	XL Edge®	0.31	0.19	0.31	0.17	0.32	0.17
270 Argon	Duralite™	0.29	0.27	0.29	0.24	0.31	0.24
	XL Edge®	0.30	0.27	0.30	0.24	0.32	0.24
366 Argon	Duralite™	0.29	0.20	0.29	0.18	0.30	0.18
	XL Edge®	0.30	0.20	0.30	0.18	0.31	0.18