


Burris TectView AC Series VINYL



Long-lasting vinyl backed by a trusted brand.

Single-Hung



Stronger Frames Than Ordinary Vinyl

Our precision welding process creates more durable products that resist warping or twisting over time. Made in 1/8" increments, these windows fit precisely and securely.

Fade-Resistant Vinyl Formula

Burris TectView AC Series is made of high-grade vinyl that resists yellowing and never needs painting. The solid color throughout the vinyl keeps minor dings and scratches virtually invisible. Solid-color frames are available in White, Almond and Fossil.

More Visible Glass

Operable windows feature equal sightlines for enhanced aesthetics and a matching look. Their slimmer profile delivers more visible glass and natural light.

Energy-Efficient Multichambered Frame

Our windows come with a multichambered frame and fully welded sash to improve the strength and thermal performance.

Durable Laminate Exterior Finish

Dual-color frame options offer White interior with Black laminate exterior. Our vinyl laminate is 2.6x more durable than painted vinyl.¹

Performance Enhancements

Double strength glass, aluminum reinforced meeting and lock rails and an industry-leading 1/2" Caldwell adjustable stainless steel balance system deliver strength and years of dependable performance.

Free-Form Mulling Capabilities

Create a large or unique combination for your project by mulling standard and custom-sized windows together. Combinations can be factory mulled and arrive ready for installation.²

Additional Features and Options

We have the features and options that fit most any project. Choose from multiple frame types, several grille options and a full lineup of window styles.

Limited Lifetime Warranty

Burris products are backed by a limited lifetime warranty. Please speak with your local sales representative for more details.

Available in these window styles:

Special shapes also available.



Single-Hung Window



Sliding Window



Fixed Window

^{1,2} See back cover for disclosures.

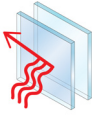
Product Specifications

WINDOW & PATIO DOOR STYLES	MIN. WIDTH	MIN. HEIGHT	MAX. WIDTH	MAX. HEIGHT	PERFORMANCE CLASS & GRADE	PERFORMANCE VALUES		FRAME / INSTALL
						U-FACTOR	SHGC	
Single-Hung Dual-Pane Vent	11-½"	22"	48"	96"	R20 - R50	0.25-0.51	0.12-0.63	Block Frame Nail Fin
Sliding Window Dual-Pane, 2-Panel	22"	11-½"	72"	60"	LC25	0.24-0.50	0.12-0.63	
Sliding Window Dual-Pane, 3-Panel	54"	11-½"	120"	60"	R25 - R50	0.24-0.50	0.12-0.63	
Fixed Frame Rectangle Dual-Pane	10"	10"	96"	96"	R50 - CW50	0.22-0.50	0.12-0.65	

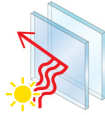
Window sizes available in 1/8" increments
Maximum square footage rules apply. Maximum square footage cannot exceed 36 sq. ft. Jamb depth is 2-7/8". Special sizes available.
See your rep for more details. Visit burris.com for specific sizes and glazings tested and for more information regarding frame and installation types.

Glass & Additional Energy Efficiency Upgrades

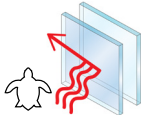
Low-E Glass




Low-E 270 insulating dual-pane glass with argon




Low-E 366 insulating dual-pane glass with argon



Low-E 340 insulating dual-pane glass with argon



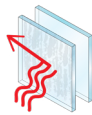
Low-E 366/i89 insulating dual-pane glass with argon



Low-E 452 insulating dual-pane glass with argon

Additional Glass Options

See local sales rep for additional obscure glass options.



Obscure Low-E

Colors

Frame Colors

Create a signature look with solid-color and dual-color frames. Dual-color frames allow you to choose a different color for the exterior with a White interior.

Solid-Colors:

White

Almond

Fossil

Dual-Color Frames:³

Black

Grilles

Grilles

Grilles are color-matched to your window interior and exterior frame color.



Grilles-Between-the-Glass
FLAT BAR
3/16" x 5/8"⁴ or
3/16" x 13/16"



Grilles-Between-the-Glass
CONTOUR
5.5 x 18 mm⁴ or
8x25 mm




Simulated-Divided-Light Grilles
1-1/8"

Window Hardware

Sliding & Single-Hung

Sweep locks pull the sashes against the weatherstripping for a tighter seal.



Sweep Lock

Color-Matched Finishes:


White

Almond

Fossil

Window Limited Opening Devices

A vent stop can be engaged or disengaged manually and restricts how far the bottom sash of a single-hung window can open.



Vent Stop

Color-Matched Finishes:

White

Almond

Fossil

^{4,5} See back cover for disclosures.



burriswindows.com

NOTE: Product specifications may change without notice.

Actual colors may vary from those shown and products may vary slightly from illustrations and photos

¹ The abrasion resistance of Burris painted and laminate vinyl samples were tested and coatings compared in their ability to withstand a volume of abrasive materials using test method of ASTM D968.

² Actual mullion span and combination size availability depends on design pressure requirements. Consider combination size, weight, and jobsite handling during design.

³ Exterior is an applied color, not an extruded color.

⁴ Appearance of exterior grille color may vary depending on the Low-E insulating glass selection.